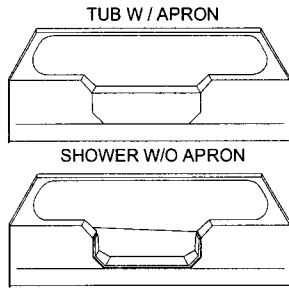
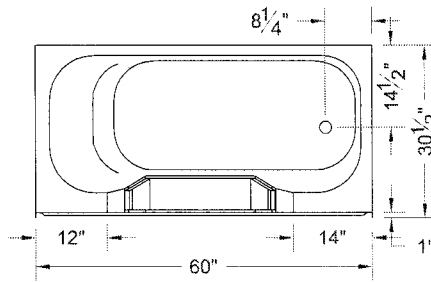


# MODEL: TRD6030B16

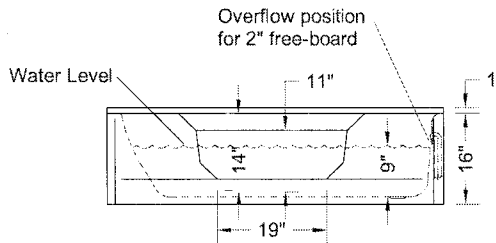
ALL ACCESSORIES OPTIONAL



**PERSPECTIVE VIEW - N.T.S.  
BATH TUB CONVERTS TO  
SHOWER**



**TOP VIEW - SCALE  $\frac{3}{8}'' = 1'-0''$**



**FRONT ELEVATION - SCALE:  $\frac{3}{8}'' = 1'-0''$**

## Features:

- Gelcoat/fiberglass bathtub of "Barrier Free" design has part of the apron at seat height and a 13" step-over with minimal offset between tub bottom and bathroom floor
- The apron is removable (by cutting through the silicon sealant) so as to convert to a shower
- Apron maybe re-installed watertight by re-sealing the inside joint with silicone sealant

| MODEL #    | UNIT HEIGHT | THRESHOLD HEIGHT |
|------------|-------------|------------------|
|            | Y           | Z*               |
| TRD6030B16 | 16"         | 5-1/4" MIN.      |
| -          | W / APRON   | 13" MAX.         |

## PRODUCT SPECIFICATIONS:

- One piece Tub module shall be constructed of gelcoat/fiberglass
- Rough-In: Stud opening + 1/4"-0" Nominal Dimensions.

C.S.I. FORMAT SPECIFICATION TEXT AVAILABLE

### PRODUCT INFORMATION:

- Accessories: Factory installed, unless prone to damage during installation/shipping. Polished chrome/satin stainless standard, others available.
- Colors: White as standard, others to match any major fixture manufacturer, also available with sprayable solid surface in many colors

### ACCESSORIES:

INSTALLED AT FACTORY:

### CODES:

Designed and manufactured in compliance with the following standards and codes:  
-A.N.S.I. Z1241.2 Standards for Plastic showers and tubs

### NOTICE OF LIMITATION:

Tub drain may not meet code for shower configuration

*We reserve the right to make revisions without notice in the design of fixtures or in packaging unless this right has specifically been waived at the time the order is accepted.*