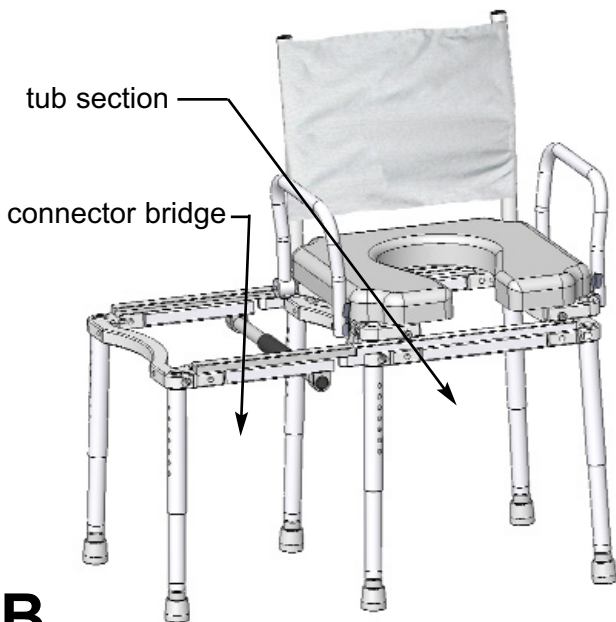


## ASSEMBLY INSTRUCTIONS FOR THE MULTICHAIR 5100

NOTICE: Please see section 3: LIMITED WARRANTY of these instructions. If the warranty is not acceptable, return the chair for a refund. Contact Nuprodx, Inc. for shipping instructions. This chair is designed and intended for indoor shower and bathroom use only.



### **B** multiCHAIR 5100

### **1** ASSEMBLY INSTRUCTIONS:

**A** Unpack all parts from the shipping carton. Remove all tape and/or packing from the chair. Keep shipping materials for future use. Note the location of padding materials and sheet-plastic which protects parts of your chair.

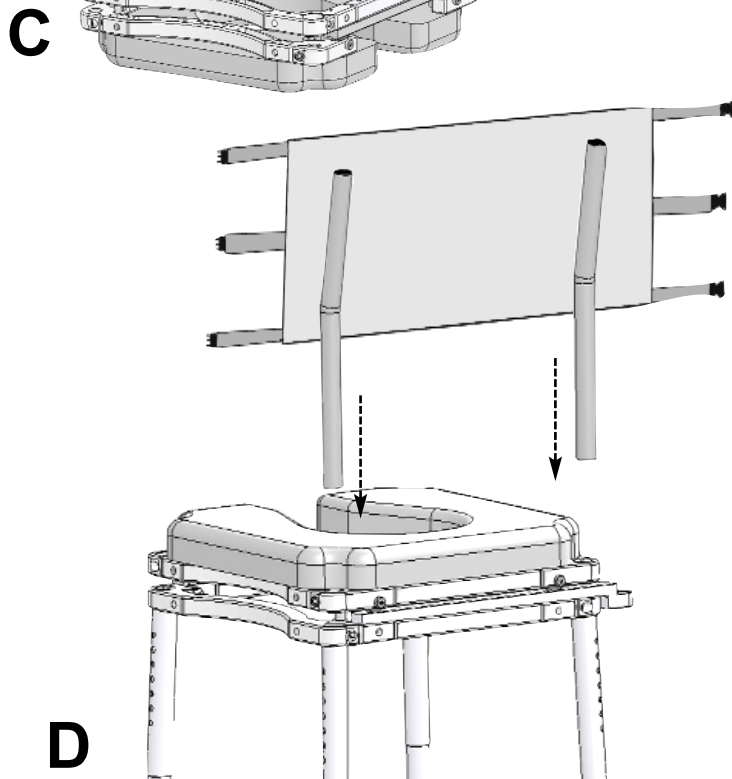
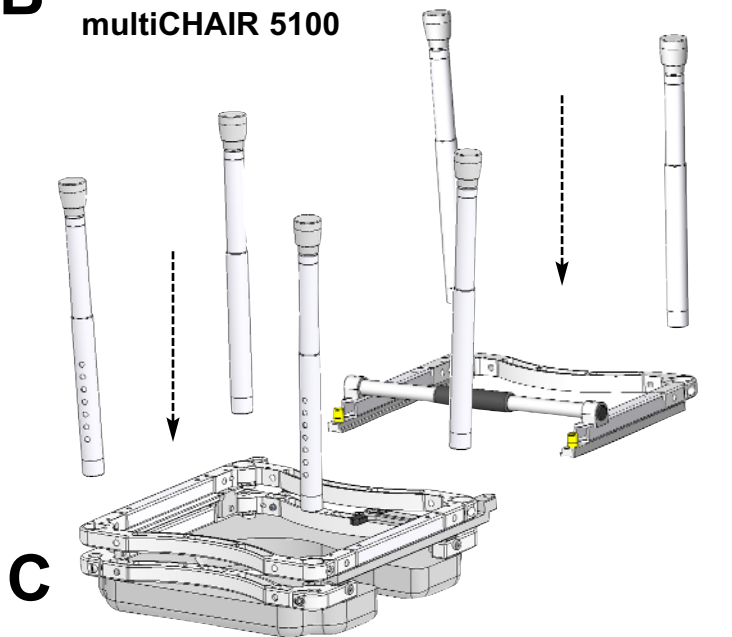
**B** The multiCHAIR 5100 (Tub section shown on left) is composed of two pieces: the tub section which has four legs & adjusting feet plus the the connector bridge which has two legs.

**C** Position the frames upside down and install four legs in the tub section and two legs in the connector bridge section:

1) If you need to position the chair so the tub is on your right, rotate the lower frame with legs and relocate the latch (see section F and G on the next page).

**D** Install the backrest assembly:

1) The backrest posts mount through the seat frame into the inside of the back legs and is held in place by pinch clamps and bolts at the rear corners of the seat frame.  
2) Attach the cloth back by wrapping it around the backrest posts and pressing it against the velcro. Back angle adjustments are possible by changing the length of the straps.



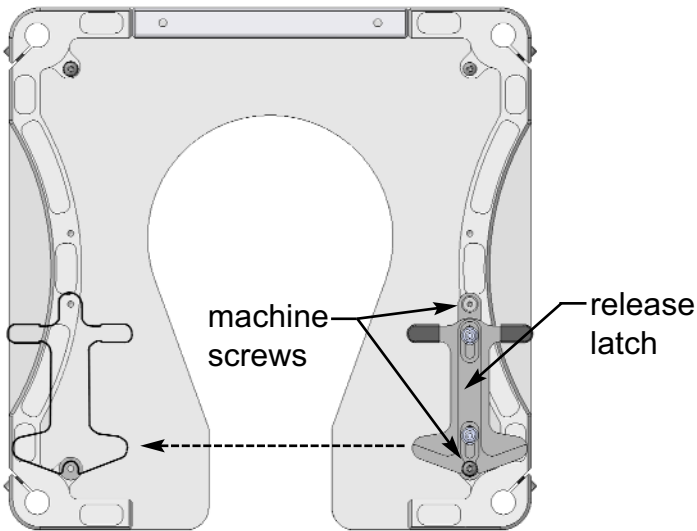
### **D**



**E**

**E** Install the swing-away arms:


- 1) Install the swing-away arms by first slipping the end of the arm with the steel pin into matching holes in the frame. Lower down the arms until the latch engages around the black plastic ball attached to either side of the frame.



**F**

**F** Reversing the release latch:

- 1) Using the small allen wrench remove the latch by unscrewing the two machine screws, which attach it to the seat frame.
- 2) Relocate the release latch in the seat frame and screw in the two machine screws.

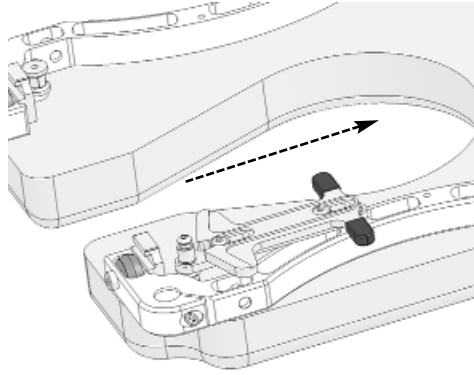


**G**

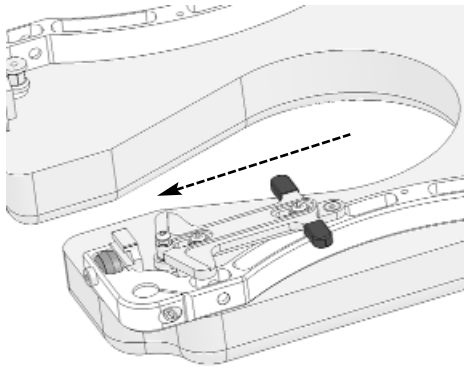
**G** Configure the chair with tub on the users left: (factory setting is with the tub on the users right)

- 1) Remove the tub section and legs from the seat frame
- 2) Rotate the frame 180 degrees
- 3) Re-install frame and legs
- 4) Reverse the release latch (see section F above)

rotate frame 180 degrees



**D** release latch - open



**D** release latch - closed

## 2 OPERATING INSTRUCTIONS:

**A** Leg Adjustment: When you adjust the legs, make sure that the brass buttons are fully seated in the legs. Note: if you push too hard the button could become stuck inside the inner leg; pop out the black end cap to fix this.

**B** Seat cushion: The cushion is quality closed-cell foam, designed to provide comfort and protection. Make sure that you don't pack anything on top of it (like the back assembly, arm rests, or any tools). Because it doesn't have air bubbles, the foam will not spring back after being compressed for a long time: for example on an airplane trip. Any dents in the foam will not spring back and are permanent.

**C** Periodically check the tightness of all bolts and apply light oil to the threads of the bolts.

**D** Verify that the release latch is fully engaged on the slider seat before removing connector bridge

**E** The connector bridge and tub sections must both be level and equal in height. To further adjust the height on the tub section legs, rotate the crutch tip feet clockwise or counterclockwise.

### **3** LIMITED WARRANTY

**A** Please read this warranty before operating or using your Multichair 5100. By operating or using the chair, you agree to the terms of this warranty. If you do not agree, return the chair to Nuprodx, Inc. and you will receive a full refund of the price you paid.

**B WARRANTY:** Nuprodx, Inc. warrants this product against defects in material and workmanship as follows: There is a 30-day conditional money-back warranty. During that period the chair can be returned for a full refund minus a 20% restocking charge. After that period, there is a three-year limited warranty for all parts except cushions. Because of the fragile nature of the foam, there is no warranty for the cushions.

**C** The warranty period begins on the date you receive the chair. For warranty service, please contact Nuprodx, Inc. no later than one month following the applicable warranty term. The chair will be repaired or replaced at the discretion of Nuprodx, Inc. with no charges to you for parts and labor, provided you have proof of purchase and of purchase date.

**D** Please do not return the chair to Nuprodx, Inc. without the advance authorization of Nuprodx. Freight charges to the factory are at your expense, unless otherwise authorized by Nuprodx, Inc.

**E DISCLAIMER:** Except for the above warranty, and the acknowledgement by Nuprodx, Inc. that the chair, as manufactured by it, is fit for the general purpose for which most persons acquire a chair of its kind, Nuprodx, Inc. provides that you accept the chair as is, without warranties, either express or implied. Nuprodx, Inc. makes no warranty of fitness for your particular purpose and no warranty of merchantability beyond that already stated. No warranties extend beyond the duration of the express warranty stated above.

**F WARRANTY LIMITATIONS AND EXCLUSIONS:** The only obligation of Nuprodx, Inc. is to provide the purchaser with free repair and replacement as described above. This exclusive warranty remedy will not have failed as long as Nuprodx, Inc. is willing and able to repair or replace as described, but if this remedy should be held to have failed, the only remaining warranty obligation of Nuprodx, Inc. shall be to refund the acts beyond the control of Nuprodx, Inc.

**G** This warranty gives you specific legal rights, and you may have other rights that may vary from state to state.

**H** This warranty does not apply to problems arising from normal wear, improper operation, improper maintenance, improper storage or similar disclaimer of implied warranties, and some do not allow limitations on how long an implied warranty may last. Some do not allow exclusion or limitation of incidental or consequential damages. So the above limitations or exclusions may not apply to you.